

JPC2-2000



JPC Series lead-carbon battery

Applications

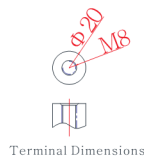
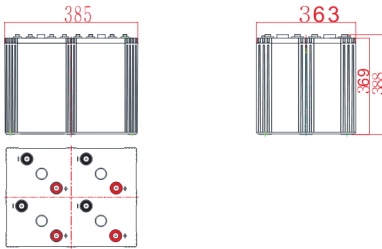
- › Solar / wind energy and other alternative energy storage
- › Business backup, data centers, server rooms
- › Off-grid Residential Living
- › Other Energy Storage Applications

General Features

- › Lead Carbon Negative Plate
- › Long Cycle Life, Excellent Deep Discharge Capabilities
- › Quick Charge Capabilities
- › Large Operating Temperature Range
- › Fully Sealed, No maintenance or gassing



Dimension: 385(L) × 363(W) × 369(H) × 388(TH) Unit: mm



Specification

Nominal Voltage	2V
Nominal Capacity	2000Ah
Design life	20 years
Terminal	M8
Approx. Weight	Approx 112kg (248lbs)
Container Material	ABS
Rated Capacity	2000Ah 10Hour Rate (200A to 1.80V)
	1554Ah 3Hour Rate (518A to 1.80V)
	1163Ah 1Hour Rate (1163A to 1.75V)
Internal resistance	Full charged at 25°C: 0.12 mΩ
Max. Discharge Current	16000A(5S)
Operating Temperature	Discharge: -40 ~60°C (-40 ~ 140°F)
	Charge: -20 ~50°C (-4 ~ 122°F)
	Storage: -20 ~50°C (-4 ~ 122°F)
Charge current:	Max.600A ; Recom.200~300A
Charge Method (25 °C)	Float Charge: 2.23-2.27V, recom. 2.25V (-3mV/ °C)
	Equalize charge: 2.30-2.35V, recom. 2.35V (-4mV/ °C)
	Cycle charge: 2.40-2.50V, recom. 2.40V (-5mV/ °C)
Self discharge	3% of capacity declined per month at 25°C

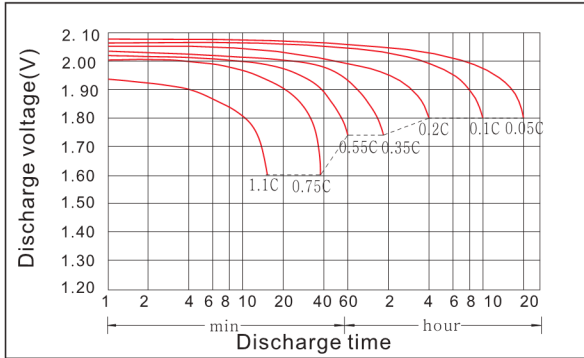
Constant Current Discharge Characteristics Unit: A (25°C, 77°F)

FV/Time	30min	1h	2h	3h	5h	8h	10h	20h
1.60V	2172	1346	794	582	392	266	219	117
1.65V	2038	1277	775	568	382	262	217	116
1.70V	1914	1220	747	551	379	258	214	114
1.75V	1778	1163	720	535	368	255	210	113
1.80V	1664	1089	681	518	360	250	200	110
1.85V	1484	991	635	492	348	243	199	107

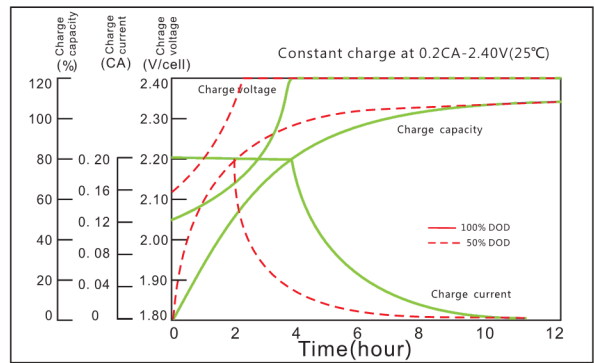
Constant Power Discharge Characteristics Unit: W (25°C, 77°F)

FV/Time	30min	1h	2h	3h	5h	8h	10h	20h
1.60V	3970	2774	1666	1223	828	561	462	247
1.65V	3815	2564	1613	1179	802	552	452	242
1.70V	3661	2441	1553	1134	787	540	439	235
1.75V	3536	2346	1497	1090	767	520	432	231
1.80V	3412	2209	1427	1053	745	507	426	228
1.85V	3034	2043	1305	998	712	490	409	219

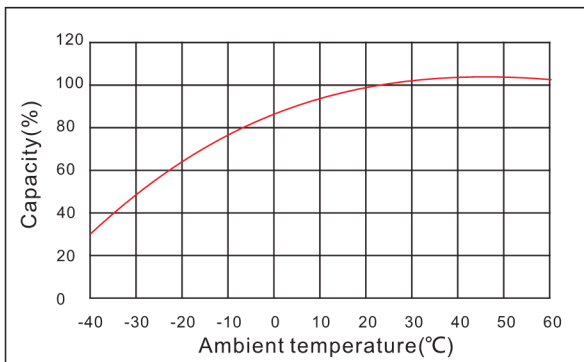
Discharge characteristic



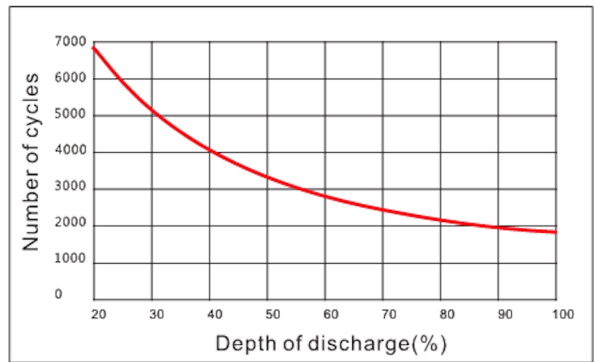
Charging characteristic



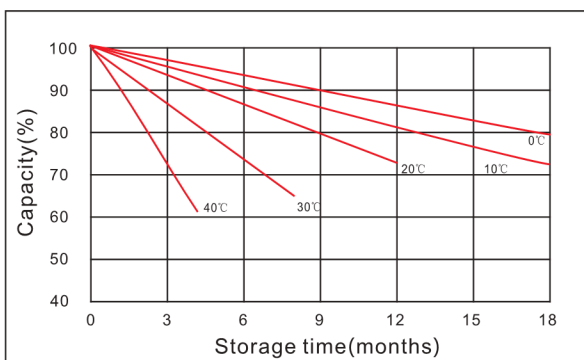
The effect of temperature on capacity



The effect of discharge depth on cycle life



Curves of self-discharge



Curves of open circuit voltage vs. capacity

